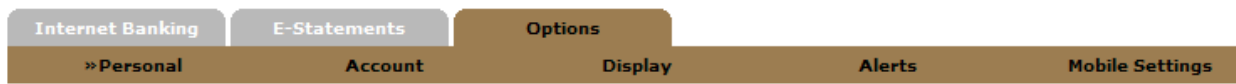


## Mobile Banking 'Web'

1) Log in to Private Portrait

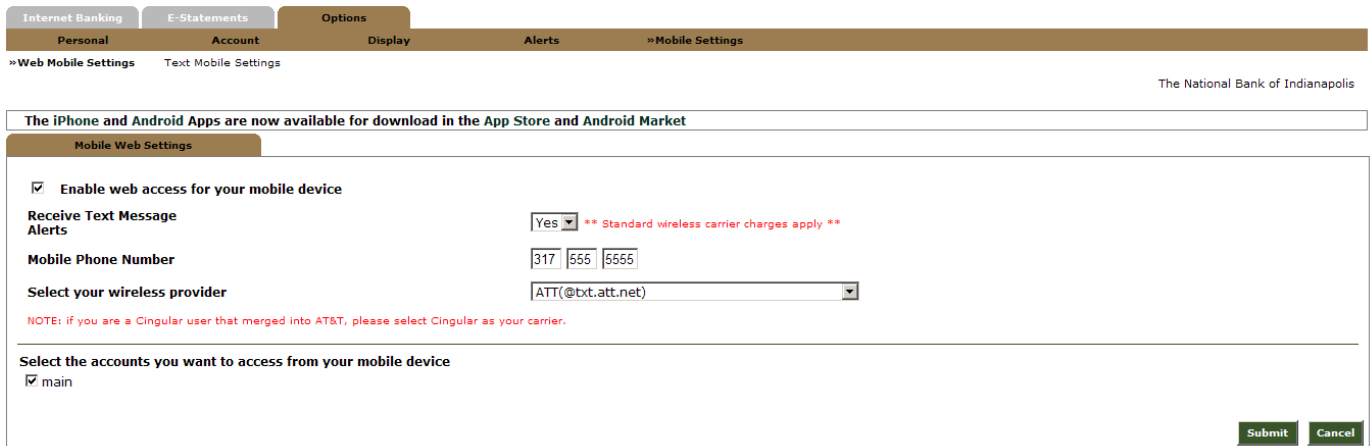


2) CLICK ON 'Options'



3) CLICK ON 'Mobile Settings' / 'Web Mobile Settings' - enter your information & select accounts

4) Click 'Submit'



Internet Banking E-Statements Options  
Personal Account Display Alerts »Mobile Settings

»Web Mobile Settings Text Mobile Settings

The National Bank of Indianapolis

The iPhone and Android Apps are now available for download in the App Store and Android Market

Mobile Web Settings

Enable web access for your mobile device

Receive Text Message Alerts Yes **\*\* Standard wireless carrier charges apply \*\***

Mobile Phone Number 317 555 5555

Select your wireless provider ATT(@txt.att.net)

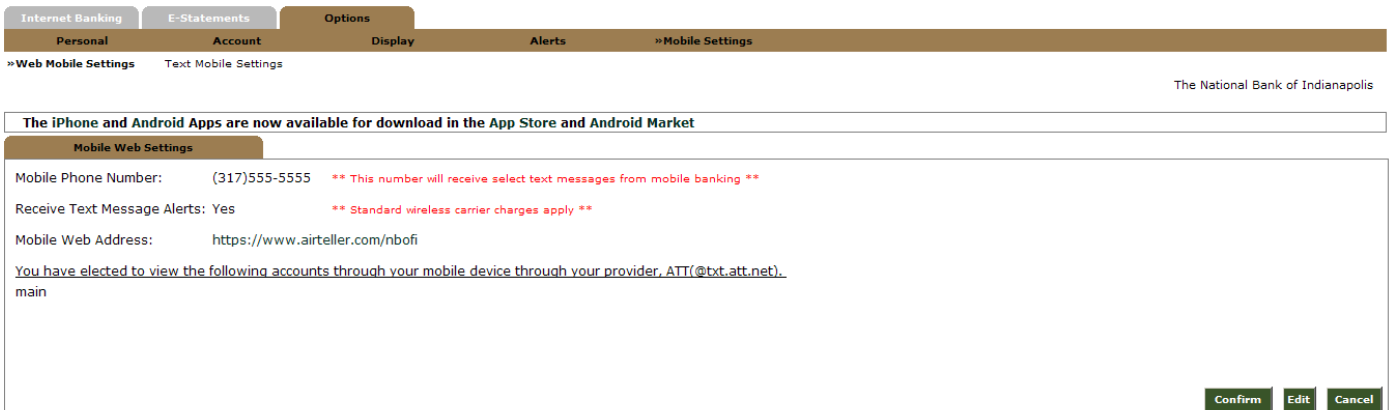
NOTE: if you are a Cingular user that merged into AT&T, please select Cingular as your carrier.

Select the accounts you want to access from your mobile device

main

Submit Cancel

5) Click 'Confirm'



Internet Banking E-Statements Options  
Personal Account Display Alerts »Mobile Settings

»Web Mobile Settings Text Mobile Settings

The National Bank of Indianapolis

The iPhone and Android Apps are now available for download in the App Store and Android Market

Mobile Web Settings

Mobile Phone Number: (317)555-5555 **\*\* This number will receive select text messages from mobile banking \*\***

Receive Text Message Alerts: Yes **\*\* Standard wireless carrier charges apply \*\***

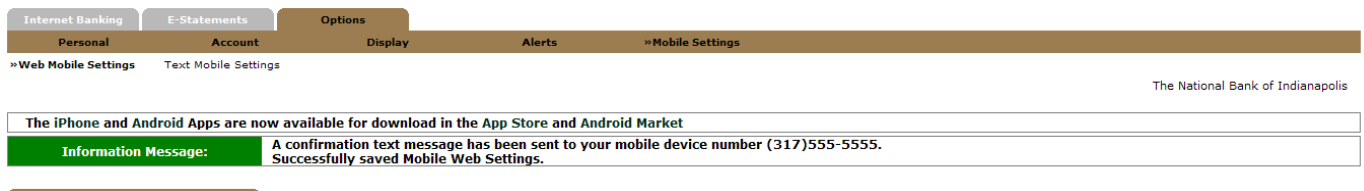
Mobile Web Address: https://www.airteller.com/nbofi

You have elected to view the following accounts through your mobile device through your provider, ATT(@txt.att.net).

main

Confirm Edit Cancel

# CONFIRMATION



## iPhone & Android App

Complete Steps 1-5 for Mobile Banking 'Web'

- 6) Download the app from the App Store or the Android MarketPlace
  - \*Search – The National Bank of Indianapolis or NBOFI
  - \*You may also click on the links provided at [nbofi.com](http://nbofi.com) to be redirected.

## Mobile Banking 'Text'

- 1) Log in to Private Portrait



- 2) CLICK ON 'Options'



- 3) CLICK ON 'Mobile Settings' /'Text Mobile Settings' - enter your information & select accounts
- 4) Click 'Submit'

**Mobile Text Settings**

Enable text access for your mobile device

Mobile Phone Number:    \*\* Msg&Data rates may apply. Text STOP to 89549 to cancel. Text HELP to 89549 for more information. \*\*

Select the accounts you want text access from your mobile device

main

*Text Commands*

Bal=All Acct Bal  
 Bal Acct Name=Single Acct Bal  
 Hist=All Accts Recent Activity  
 Hist Acct Name=Single Acct Activity  
**Help=Commands**  
**Stop=Cancel**

### 5) Verify information & Click 'Confirm'

Internet Banking | E-Statements | Options | Personal | Account | Display | Alerts | » Mobile Settings

Web Mobile Settings » Text Mobile Settings

The National Bank of Indianapolis

**Mobile Text Settings**

Mobile Validation Code: 37760

FI Text Number: 89549

Mobile Phone Number: (317)555-5555 \*\* Msg&Data rates may apply. Text STOP to 89549 to cancel. Text HELP to 89549 for more information. \*\*

YES      main                      main

*Text Commands*

Bal=All Acct Bal  
 Bal Acct Name=Single Acct Bal  
 Hist=All Accts Recent Activity  
 Hist Acct Name=Single Acct Activity  
**Help=Commands**  
**Stop=Cancel**

### 6) Text the validation code, as instructed.

Internet Banking | E-Statements | Options | Personal | Account | Display | Alerts | » Mobile Settings

Web Mobile Settings » Text Mobile Settings

The National Bank of Indianapolis

**Information Message:** In order to complete enrollment or changes to text mobile banking, you must first text the Mobile Validation Code **37760** to **89549**

**Mobile Text Settings**

Mobile Validation Code: 37760

FI Text Number: 89549

Mobile Phone Number: (317)555-5555 \*\* Msg&Data rates may apply. Text STOP to 89549 to cancel. Text HELP to 89549 for more information. \*\*

YES      main                      main

*Text Commands*

Bal=All Acct Bal  
 Bal Acct Name=Single Acct Bal  
 Hist=All Accts Recent Activity  
 Hist Acct Name=Single Acct Activity  
**Help=Commands**  
**Stop=Cancel**